

مناسك الحج

Hajj Ritual Workshops

Islamic Center of Raleigh

Hajj Rituals - Part II:

- Day of Tarweeah – Mina
- Day of Arafah – يوم عرفة
- Muzdalefah
- Day of Slaughter (Nahr) – يوم النحر
- Stoning
- Farwell Tawafah

Athan
Madiah

Athan
Makki

Presented by: Lebeed Alkadhi
(lebeed@hotmail.com)


Past and New Terms

Review Terms?

- State of iHraam,
- 'Izar', 'Reda'
- Miquat
- 'iFraad', 'Qiraan', 'Tamattu'
- Talbiyyah
- 'Ramal', 'iddibaa'
- Safa, Marwa
- 'Tawaf', 'Sai' . . .

New Terms?

- Day of: Tarweah, Arafah, Nahr
- 'Rajm'
- 'Halq', 'Taqqeer'
- State of 'Hill'
- 'Rukn', Wajeb
- Farwell - 'Wada'




Presented by: Lebeed Alkadhi
(lebeed@hotmail.com)

يوم التروية - Day of Tarweeah

8th of Thul-Hijjah

8 من ذي الحجة



- **Put On iHram** إحرام
 - Shower, Tieb (perfume), Intention ...
 - **Make Talbiyah** تلبية
 - **Go to Mina**
 - **Pray 5 prayers**
 - Shortening 4 Rakah Prayers
 - Without Combining
 - **Stay in Mina**
-
- **Leave to Arafat Morning of 9th Thul-Hijjah**

Presented by: Lebeed Alkadhi
(lebeed@hotmail.com)

Eighth day of Thul-Hijjah (Yamut-Tarweyah) – The Hajj starts on this day. In the morning, take a shower, change regular clothes to the clothes of iHraam, like you did when you performed your Umrah. You are going to make your intentions, and start the process of Hajj. You do not need to go to any special station. You will start your iHraam and your intention from where you are, from your hotel.

1. Call out with the talbiyyah of Hajj (saying: labbaika-allaahumma Hajjan)
لبيك اللهم حج [Here I am O Allah (in response to your call) making hajj]
- Say the condition (saying: Allahumma Mahillee haythu habastani)
اللهم محلي حيث حبستني [O Allah, if I am prevented by an obstacle then indeed my Hajj ends where you prevent me]
- Say also, Allahumma haathihee Hajjatun La-Riya-a feehee walaa summ'a
اللهم هذه حجة لارياء فيها ولا سمعة [O Allah, there is no showing off nor seeking repute in this Hajj]
- Recite the Talbiyah: - Do not cease saying it until stoning Jamrat ul-Aqaha (on 10th Thul-Hijjah).
- Go to your tent in Mina: Pray five prayers the Thuhr, asr, Maghrieb, Isha and fajr for the next day each in its time without combining. You will shorten the Thuhur, Asr, and Isha.
- Engage in reciting Quran, remembrance of Allah and supplicate much.
- There is no special dua.
- Repeat the Talbiyah Often.

Note: Spend GOOD time in knowing your tent location and become familiar with your surroundings.

Day of Arafat

9th of Thul-Hijjah

9 من ذي الحجة



- الحج عرفة
- Hajj Is Arafah
- Make **Dua** Morning Until Maghrieib
- Zuhur and Asr Prayers
 - Combined and Shortened in Zuhur Time
- After Maghrieib Time, go to Muzdalifah

Presented by: Lebeed Alkadhi
(lebeed@hotmail.com)

Ninth day of Thel-Hijjah (Yaumu Arafah) – Pilgrims leave Mina after making Fajr Prayer for Arafat.

1. Repeat the Talbiyah
2. If possible pray combined Thuhr and 'Asr prayers at Thuhr time (Jam't Taqdeem) behind the imam in a place called Namirah, otherwise enter Arafat directly by noon time. Pray Zuhur and Asr in tent Combined.
3. Remain in Arafat for the whole day until sunset.
4. Spend the day remembering Allah, reciting Quran, making istighfar, and supplicating to Allah.
5. This is the greatest pillar of Hajj.
6. You do NOT need to go to the Mount of Mercy (Jabal ur-Rahmah). All of 'Arafah is place of standing.
7. Stand facing the Qiblah, raising your hands making du'aa and reciting talbiyyah.
8. لا اله الا الله وحده لا شريك له ، له الملك ، وله الحمد ، وهو على كل شئ قدير .

Recites much '**La ilaha illallaah**' as it is the best du'aa on the Day of 'Arafah as the Prophet (SAW) said: The best thing that I and the Prophets have said on the 'day' of 'Arafah is **Laa ilaha illallaah, wahdahu laa shareeka lahu lahul mulk wa lahul hamdu wa huwa 'alaa kulli shay'in qadeer.** [There is no deity but Allah alone having no partner, Sovereignty is His, and He has ability over all things.]

9. After sunset, or when the bus is ready depart Arafat to Muzdalifah.

مزدلفة - Muzdalifah

Night of 10th Thul-Hijjah

ليلة 10 من ذي الحجة

- Pray Maghrieab and Isha
 - Stay the Night → Women, sick, the Weak and their Mahram (male relatives) can proceed to Mina after Middle of the Night
 - Those who do not must slaughter (Fidyah)
 - Pray Fajr Next Day
 - Du'a' until see the redness of sun
 - (Before Sunrise)
-
- Morning of 10th Thul-Hijjah,
 - Go to Jamarat (Mina)
 - Day of Salughter
 - يوم النحر



Presented by: Lebeed Alkadhi
(lebeed@hotmail.com)

So when the sun has set leave 'Arafah for Muzdalifah - going with calmness and tranquility, not jostling or pushing people; whenever you find room then go faster.

1. When reaching Muzdalifah give adhaan and iqamah then pray the three ra'kahs of Maghrib, then give iqamah and pray 'Ishaa - shortening it - and joining the two prayers.
2. Do not pray anything between them or after 'Ishaa (except for Witr).
3. Sleep until Fajr.
4. When the dawn first appears pray Fajr in the first part of its time with adhaan and iqamah.
5. All of the pilgrims should pray Fajr prayer in Muzdalifah except the weak and the women - it is permissible for them to leave after half of the night has passed for fear of the crush of people.
6. The Prophet (SAW) then he came to the Mash'ar al-Haraam (a small mountain in Muzdalifah) he climbed upon it and faced the Qiblah - then recited tahweed, takbeer, tahleel - and declares Allaah's Unity and made du'aa until the sky became very bright.
7. All of Muzdalifah is a place of standing - so wherever you stand then it is permissible.
8. Then leave for Mina, calmly while reciting talbiyyah.


Activities of

Day of 10th Thul-Hijjah

يوم 10 من ذي الحجة

- **Choose Pebbles**
 - Bigger than Chick-pea
 - Size of a Hazel nut

1. **Stoning Last Jamarah**
 - Big or Aqabah
 - Shaytan?
2. **Hadee Slaughter: الهدي**
 - iFrad: Not Required (Optional)
 - Representative: Wakala
3. **Tawaf and Sai**
 - Of Hajj or ifadah
 - Do it before 11 am if possible
4. **Shave your Hair**
 - Shower



- Any of **Three** above
 - State of Minor Hill (Tahallul Asghar)
- Order is preferred not essential

▪ **Return to Mina**

Presented by: Lebeed Alkadhi
(lebeed@hotmail.com)

Tenth day of Thul-Hijjah (Yamul-Nahr)

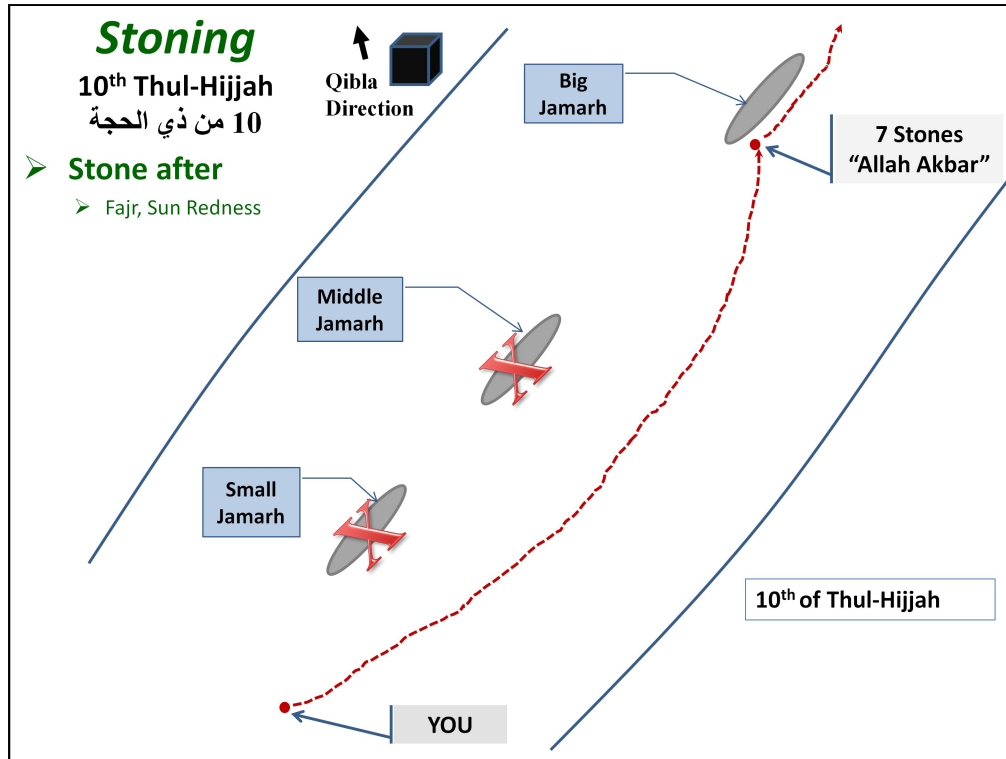
Pick up stones in Mina with which you intends to do the stoning.

1. Stone ONLY Jmarat-ul-Aqabah, which is the last of the three Jamraat and the nearest one to Makkah.
2. Slaughter: Wakala to Rajhi
3. Tawaf and Sai - of Hajj or ifadah (Note: Do it before 11 am on the 10th of Thul-Hijjah if possible)
4. Shave your Hair

Doing any of three worships (of the four) above puts you in a State of Hill

Order is preferred not essential

Remember to return to Tents before mid-night



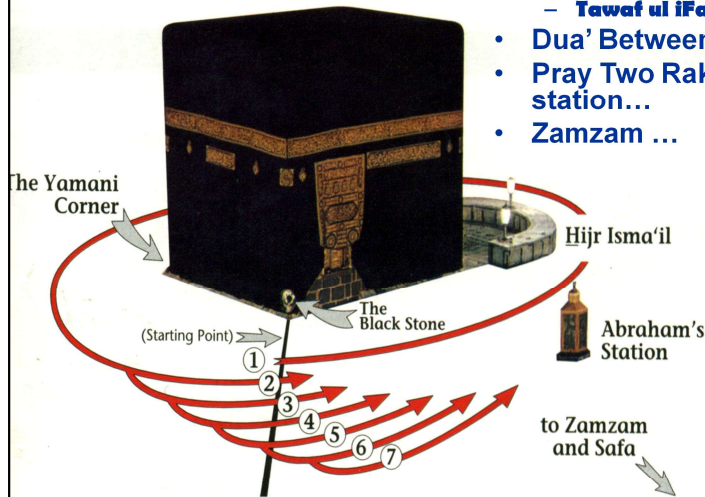
Tenth day of Thul-Hijjah (Yamul-Nahr)

1. Face the Pillar (Jamrah Al-Aqabah or Al-Kubraa "Big") which is the last one toward Makkah, having Makkah to the left and Mina to the right.
2. Stone the Jamrah with seven small stones, like the Stones of Khadhf - which are slightly bigger than a chick-pea or as big as a hazel nut.
3. Recites takbeer while throwing each stone.
4. Ceases reciting talbiyyah when throwing the last stone.
5. Perform this stoning anytime after Fajr even up to the night if you find difficulty in performing this stoning.

Continue Activities

10th Thul-Hijjah

- Make Tawaf-ul-Hajj طواف الحج
 - Tawaf ul iFadah
- Dua' Between Corners
- Pray Two Rakah behind the station...
- Zamzam ...



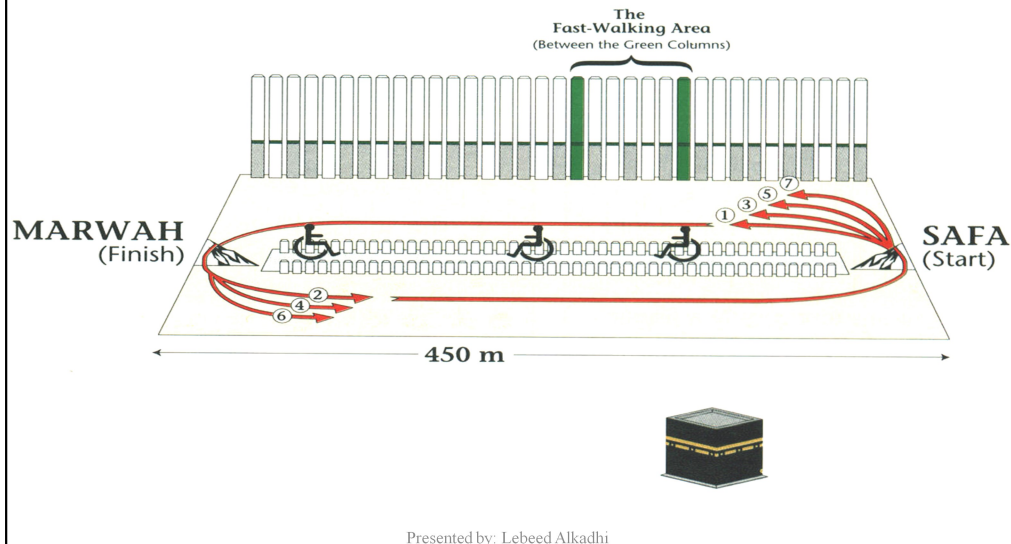
Presented by: Lebeed Alkadhi
(lebeed@hotmail.com)

1. However perform Tawaaf-ul-Ifada on the same day (before Maghrib) if you wish to continue in state of having left iHraam.
2. Makes Tawaaf - seven times around - as preceded in the Tawaaf of arrival - except do not wear iHraam under the right shoulder (idtibaa) nor perform ramal in this Tawaaf.
3. Pray two ra'kahs behind the Station of Ibrahim
4. After this tawaaf everything again becomes lawful for that which was unlawful due to iHraam - even woman (sexual intercourse).
5. Go to Zamzam and drink from it.

Continue Activities

10th Thul-Hijjah


سعي الحج - **Make Sai-UI-Hajj**



Presented by: Lebeed Alkadhhi

Then Make your Sai between Safaa and Marwah as before (except for one doing Hajj of Qiraan or Ifraad the first sa'ee is enough for them.)

Supplication on Top of Hills



• إِنَّ الصَّفَا وَالْمَرْوَةَ مِنْ شَعَائِرِ اللَّهِ، فَمَنْ حَجَّ
الْبَيْتَ أَوْ اعْتَمَرَ فَلَا جُنَاحَ عَلَيْهِ أَنْ يَطَّوَّفَ بِهِمَا،
وَمَنْ تَطَوَّعَ خَيْرًا فَإِنَّ اللَّهَ شَاكِرٌ عَلِيمٌ

• اللَّهُ أَكْبَرُ اللَّهُ أَكْبَرُ اللَّهُ أَكْبَرُ

• لَا إِلَهَ إِلَّا اللَّهُ وَحْدَهُ لَا شَرِيكَ لَهُ، لَهُ الْمُلْكُ وَلَهُ
الْحَمْدُ، يُحْيِي وَيُمِيتُ، وَهُوَ عَلَى كُلِّ شَيْءٍ قَدِيرٌ
• لَا إِلَهَ إِلَّا اللَّهُ وَحْدَهُ لَا شَرِيكَ لَهُ، أَنْجَزَ وَعْدَهُ،
وَنَصَرَ عَبْدَهُ، وَهَزَمَ الْأَحْزَابَ وَحْدَهُ

Presented by: Lebeed Alkadhi
(lebeed@hotmail.com)

1. He goes off for sa'ee between Safaa and Marwah (two small hills). And when he reaches the foot of Safaa he reads Allaah ta'ala's saying:

Innas-safaa wal marwata min sha'aa'irillaahi faman hajjal baita 'awi tamara falaa junaaha 'alaihi a-yattawwafa bihimaa wa man tatawwa'a khiran fa'innallaaha shaakirun 'aleemun [Soorat-ul-Baqarah ayah 158] (Behold! Safa and Marwa are among the Symbols of Allah. So if those who visit the House in the Season or at other times should compass them round, it is no sin in them, and if any one obeys his own impulse to good, be sure that Allaah is He Who recognises and knows.) and says: **Nabda'u bimaa bada'allaahu bihi** (We begin with what Allaah began with.)

2. Then he begins with as-Safaa - climbing upon it until he can see the Ka'bah.

3. Then he faces the Ka'bah - and makes tauheed of Allaah and takbeer, saying:

Allaahu akbar allaahu akbar allaahu akbar - laa illaaha illallahu wahdau laa shareeka-lahu - laahul mul-ku wa-lahul hamdu - yuhee wa yumeetu wa-huwa 'alaa kulli shai'in qadeer - laa ilaaha illallahu wahdahu laa shareeka-lahu - anjaza wa'dahu wa nasara ' abdahu wa hazamal ahzaaba wahdahu.

Saying that three times and making du'aa after each time.

4. So he walks till he reaches the green sign-post - on the right and left - then runs quickly till he reaches the next sign-post. Then he walks up to Marwah and ascends it and does upon it as he did upon as-Safaa - facing the Qiblah, saying takbeer and tahleel and making du'aa and that forms one complete circuit.
5. Then he returns till he ascends as-Safaa - walking in the place for walking, and running in the place for running - and that is a second circuit.
6. There is no specific Dua' except what was confirmed on a group of the companions:
Rabi igfir wa-rham inaka anta Al-A'zu Al-Akram
7. Then he returns to Marwah - and so on till he completes seven circuits finishing upon Marwah.

Continue Activities

10th of Thul-Hijjah

10 من ذي الحجة



- Brothers Better to Shave Hair Totally
 - Using a Blade
- Sisters cut
 - 1-2 cm from bottom
- Take- OFF iHram
- State of 'Final Tahallul'
 - Or Major Termination

Presented by: Lebeed Akadmi
(lebeed@hotmail.com)

1. Slaughter your animal, or you may send a representative.
2. Brothers: Shave your head totally, or cut it shorter; Sisters cut a little bit from the end of their hair.
3. If you can go to Makkaah and make Tawaf and Sai (like you did for Umrah) do so. Otherwise, you may do so in the coming days. There is no rush. Remain in Mina for this night, as well as the next two nights.

Back To Tents In Mina

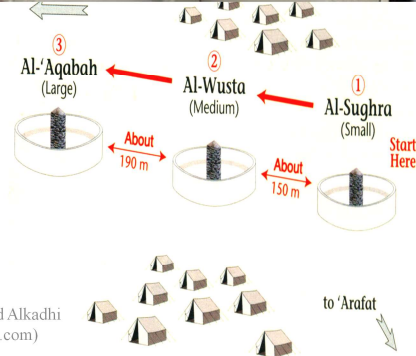
- Stay Night of **10th Thul-Hijjah**
- Stone the **11th & 12th**
 - Hastened Stoning
- Stone Possible the **13th**
 - Complete Stoning
- Stone:
 - All **Three** Jamarat
 - **Seven** Pebbles each
 - If stoning on behalf someone else, do yours 1st



Staying the night in Tent is required, the day can be spent in Haram (in your Hotel)

BBC

Presented by: Lebeed Alkadhi
(lebeed@hotmail.com)



1. Return to Mina and remain there for the days of Tashreeq and their nights. You have to be a Minimum of two days and one night. If you wish, you can make it three days and two nights.
2. Stone the three Jamarat with seven small stones in each of those days, after noon, as has preceded concerning the stoning on the Day of Sacrifice.
3. Begin with the first Jamrah, which is the nearest to Masjid Al-Khaif, and after stoning it move onward and stands facing the Qiblah for a long while making du'aa while raising your hands.
4. Comes to the second Jamarah and stone it in the same way, then move to the left and stand for a long while facing the Qiblah making du'aa while raising your hands.
5. Come to the third Jamarah and it is Jamrat Al-Aqabah - and stone it in the same way - standing so that Ka'bah is to your left and Mina to your right and do not stand there (making du'aa) afterwards.
6. On the second day repeat this stoning and on the third day as well.
7. If you leave after stoning on the second day, then that is permissible. However remaining for the third day's stoning is better as it is the Sunnah. **If you want to leave after the second day, then you need to depart Mina's borders before Maghrieab.**
8. It is lawful to visit the Ka'bah and make Tawaaf during each of the nights of Mina as the Prophet (SAW) did so.

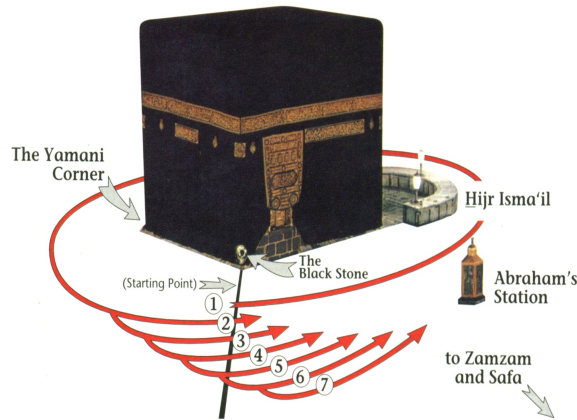
Farwell Tawaf

طواف الوداع

Last Thing You Do Before Leaving Makkah

- Tawaf
- Pray Two Rakah Behind ...
- NO Sai

Farwell
Lessons



Presented by: Lebeed Alkadhi
(lebeed@hotmail.com)

1. When you finish all of your hajj obligations, then if you decide to leave Makkah then make a farewell Tawaaf of the house your last act.
2. Carry away with you whatever you can of Zamzam water because of the blessing therein as the Messenger used to do.
3. When you finish the Tawaaf leave the mosque like the rest of the people – do not walking backwards - as you leave put out your left foot first, saying: **Allaahuma salli 'alla muhammadin wa sallim - allaahumma innee 'as'aluka min fadhlika** (O Allaah send blessings and peace upon Muhammad. O Allaah I ask You for Your bounty.)